

**CLASS- VITH ENGLISH THIRD LANGUAGE : ALTERNATIVE ACADEMIC CALENDAR
FOR THE MONTH OF SEPTEMBER**

January Week-1	Learning outcomes	Competencies	Suggested activity	Assessment activity
Recap	<i>Rearranges the letters to make meaningful words</i>	<i>To arrange and meaningful words</i>	<i>Ask learners to look at the jumbled letters and rearrange them to make meaningful words.</i>	<i>Worksheet Activity-01 (homework)</i>
	<i>Students will be able to read aloud.</i>	<i>Loud Reading</i>	<i>Uses phonic method & syllabic method.</i>	<i>Worksheet Activity – 02 Read the passage with modulation voice, stress and intonation.</i>
	<i>Students will able to noun forms.</i>	<i>Able to use noun forms</i>	<i>Ask learners to read the sentences, look at the pictures and write the correct noun form.</i>	<i>Worksheet Activity- 03 (homework)</i>
	<i>Students will able to locate the position of the objects.</i>	<i>Able to locate the position of the objects.</i>	<i>Facilitates the use of preposition using pictures.</i>	<i>Worksheet Activity-04 (homework)</i>
Second week MONKES AND THE BELL	<i>Students will able to identify the 'Action' words.</i>	<i>To identify action words.</i>	<i>Teacher will ask to read the story and identify the 'Action' words.</i>	<i>Text book page no-55 Worksheet activity-1</i>
	<i>Reads and comprehends the text.</i>	<i>To read the given text with correct pronunciation, intonation and pause.</i>	<i>Ask learners to read the text with correct pronunciation, intonation and pause and answer the questions that related.</i>	<i>Text book page no-55 Worksheet activity -2</i>
	<i>Match the picture with correct description.</i>	<i>To match the picture with its description.</i>	<i>Ask learners to match the picture with the correct description.</i>	<i>Worksheet activity - 3</i>
	<i>Students will able to write opposite words.</i>	<i>Able to write antonyms.</i>	<i>Ask students to write opposite word of the given word.</i>	<i>Worksheet activity -4</i>

PREPARED BY: F.K MAKANDAR. SCHOOL: GOVT. U.G.H.P.S.TALIKOTI.

WORKSHEET -01 (FIRST WEEK)

SCHOOL: _____ NAME: _____

CLASS: VI

WEEK- 1

ACTIVITY- 01: Rearrange the jumbled letters to make meaningful words.

O S R E : _ _ _ _ _

A T E I G N = _ _ _ _ _

L B A C K : _ _ _ _ _

W S E E T = _ _ _ _ _

W A E K = _ _ _ _ _

N O M Y D A = _ _ _ _ _

ACTIVITY - 02 Read this story aloud.

A SHEPHERD-BOY, who watched a flock of sheep near a village, brought out the villagers three or four times by crying out, "Wolf! Wolf!" and when his neighbours came to help him, laughed at them for their pains. The Wolf, however, did truly come at last. The Shepherd-boy, now really alarmed, shouted in an agony of terror: "Pray, do come and help me; the Wolf is killing the sheep;" but no one paid any heed to his cries, nor rendered any assistance. The Wolf, having no cause of fear, at his leisure lacerated or destroyed the whole flock.

ACTIVITY - 03 Look at these pictures and write 'common noun' and 'proper noun' under them.



ACTIVITY - 04 Fill in the blanks with correct preposition with help of picture:



- The window is the sofa.
- The TV isthe chair.
- The chair isthe sofa and TV.
- The table isof the sofa.

WORKSHEET -2(second week)

ACTIVITY - 01: Read the story from the text book and identify and write the action words.

ACTION WORDS:

--	--	--	--	--

ACTIVITY - 02: Your teacher will read the first and second paragraphs from the text book you should follow her/him and practice to read after and answer those questions.

Once upon a time, a robber came into a village..... So they began to leave the village.

QUESTIONS: Answer the following questions. (Homework):

1. Who came into a village?
2. What did the robber steal?
3. Who brought the bell to the forest?
4. How was the sound of bell?
5. What were the villagers afraid of?

ACTIVITY-03: Write the correct description under the related picture. (city, running, police, jumping, village, robber)



.....

.....

.....



.....

.....

.....

JANUARY 3RD & 4TH WEEK

January Week-3&4	Learning outcomes	Competencies	Suggested activity	Assessment activity
MONKEYS AND THE BELL (THIRD WEEK)	Students will improve reading skill	<i>Read with proper intonation.</i>	<i>Teacher asks the students to read the text with the help of friends or teacher.</i>	<i>Text book page no- 57- 58</i>
	Students develop answering skill.	Answer the textual questions	Teacher divides the class into groups with a leader to help the group members in answering the textual questions.	Worksheet activity- 1
	Students improve making sentence.	Able to make meaningful sentences.	Teacher will give some words to make meaningful sentences.	Worksheet activity- 2
	STUDENTS WILL LEARN ANTONYMS	Able to find and understand opposite words.	Teacher will ask to write the opposites of given words.	Worksheet activity- 3
	Students will able to use the dictionary	Able to use dictionary	Teacher will give some words to arrange them into alphabetical order.	Worksheet activity- 4
COCK'S CROW (Forth week)	Students will improve reading skill	Poem recitation	<i>Teacher asks the students to read the poem with the help of friends or teacher</i>	Textbook page no- 64
	Match the animals with their sounds	To Match the animals with their sounds	Ask learners to look at the picture and match the animals with their sound.	Worksheet activity- 5
	Identify the rhyming words	To identify the rhyming words in the poem.	Teacher will asks to match the word on the left which rhymes with the name of the picture on the right by drawing lines to connect them.	Worksheet activity - 6

WORKSHEET- 3(THIRD WEEK)

➤ **ACTIVITY - 1: Answer the following questions.**

1. What did Meena do to know the truth?

.....
.....
.....

2. What did Meena do with the eatables?

.....
.....

3. Meena tricked the monkeys to take the bell from them. Was she correct?

.....

➤ **ACTIVITY - 2: Use the given words and frame meaningful sentences.**

- Bell:
- Ground:
- Robber:
- Came:

➤ **ACTIVITY - 3: Write the opposite of these words.**

beautiful X

fast X

up X

come X

clean X

few X





➤ **ACTIVITY - 4 : Arrange these words in alphabetical order.**

cat, zero, man, fish, drink, large, money, back, doll, around

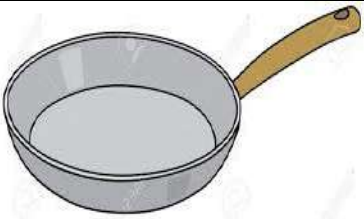

IN ALPHABATICAL ORDER:

.....

➤ **ACTIVITY – 5: Look at the animal pictures and match with their sounds.**

SOUNDS	ANIMALS
mews	
barks	
moos	
crows	

➤ **ACTIVITY -6: Match the word on the left which rhymes with the name of the picture on the right by drawing lines to connect them:**

WORDS	PICTURES
dish	
fog	
fan	